

Box Cutter

RULES: Practical Shooting Handbook, Latest Edition **COURSE DESIGNER:** Scott Nielsen, MCAS

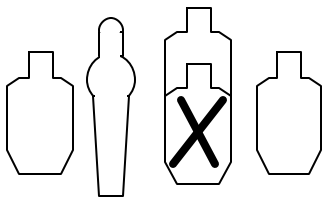
START POSITION: Start standing in either Box A, or Box B, facing downrange, hands relaxed at sides, gun holstered in ready condition.

STAGE PROCEDURE

Upon start signal engage Array 1 from within Box A, Array 3 from within Box B, and Array 2 from between the boxes, while completely out of both boxes, with no portion of body touching inside either box.

SCORING

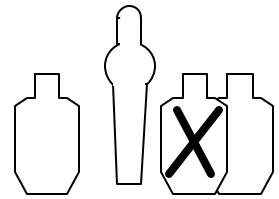
SCORING: Comstock, 18 rounds, 90 points
TARGETS: 8 IPSC, 2 PP
SCORED HITS: Best 2 per IPSC, steel down = 1A
START-STOP: Audible - Last shot
PENALTIES: Procedural. -10
 No-shoot hit. -10
 Miss. -10



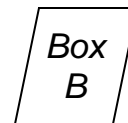
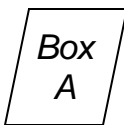
Array 1
T1-T3, PP1



Array 2
T4-T6



Array 3
T7-T8, PP6



SETUP NOTES:

RO NOTES: