

# Door Play

**RULES:** Practical Shooting Handbook, Latest Edition      **COURSE DESIGNER:** Scott Nielsen, MCAS

**START POSITION:** Standing in front of door, handgun loaded and holstered as per Ready Condition 8.1, facing downrange, hands relaxed naturally at sides.

### STAGE PROCEDURE


Upon start signal, open door, and engage only T1-T3 and PP1/PP2 through the doorway. Do not cross threshold, proceed to Area A, and engage USP1-6 only, from within Area A only. Proceed to wall, and engage T4-T7 through port only.

### SCORING

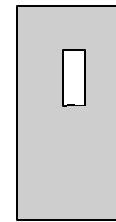
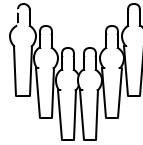
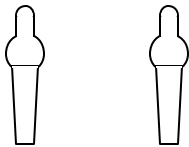
**SCORING:** Comstock, 22 rounds, 110 points  
**TARGETS:** 7 IPSC, 2 PP, 6 USP  
**SCORED HITS:** Best 2 per IPSC, steel down = 1A  
**START-STOP:** Audible - Last shot  
**PENALTIES:** Procedural. -10  
 No-shoot hit. -10  
 Miss. -10



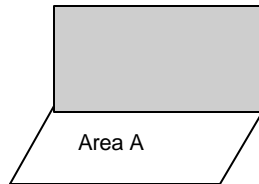
T3



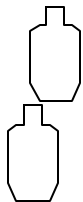
T4-T6



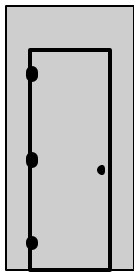
T7



Area A



T1-T2



**SETUP NOTES:**

**RO NOTES:**